

Water / Sewer / Garbage Service / Recycling / Mosquito Control / Recreation Service / LADHH Safe Water Fee 2024 Bill Increase

Water & Sewer Footprint:



Jefferson Parish provides water services to residents in:

- Unincorporated Jefferson Parish
- City of Kenner
- City of Harahan
- Town of Jean Lafitte
- Town of Grand Isle
- City of Gretna (Timberlane Subdivision)
- City of Westwego (we sell to them)

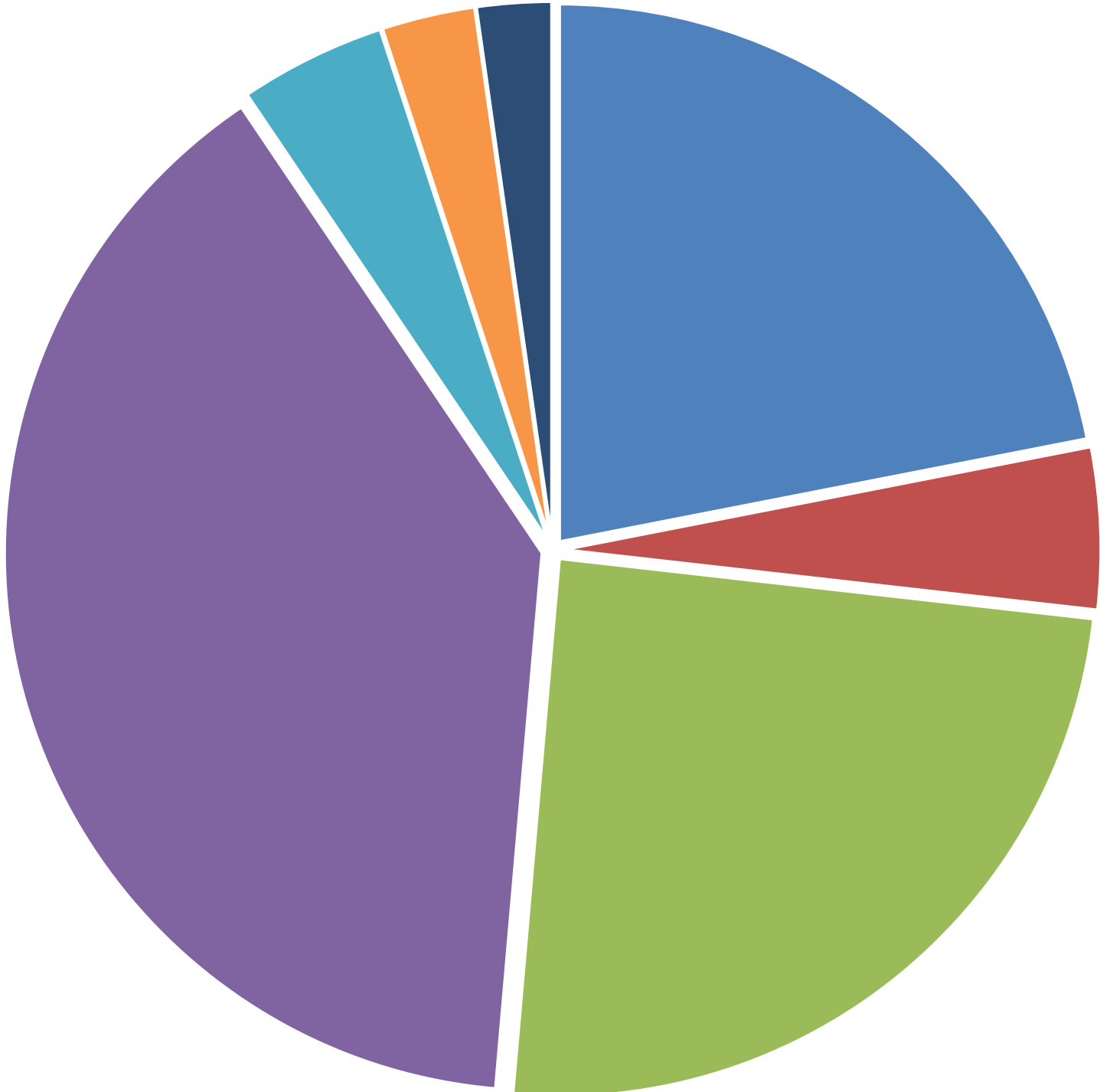
Jefferson Parish provides sewer services to residents in:

- Unincorporated Jefferson Parish
- Town of Jean Lafitte
- City of Gretna (Timberlane Subdivision)



2023 Water Bill (Utility Bill) Breakdown*

- Water Consumption
- Water Service
- Sewerage Usage
- Garbage Service
- Mosquito Control
- Recreation Service
- LADHH Safe Water Fee



JEFFERSON PARISH DEPT. OF WATER

WESTBANK
PHONE 736-6060
4500 WESTBANK EXP.
MARRERO, LA 70072

EASTBANK
PHONE 736-6060
1221 ELMWOOD PARK BLVD
JEFFERSON, LA 70123

PHONE HOURS: 8:30am - 4:00pm MONDAY - FRIDAY

Mail Payments To:
JEFFERSON PARISH DEPT OF WATER
PO BOX 10007
JEFFERSON, LA 70181-0007

Due Date
04/15/2021

TYPE	CURRENT CHARGES
WATER CONSUMPTION	19.54
WATER SERVICE	4.33
SEWERAGE USAGE	21.91
SEWERAGE SERVICE	2.84
GARBAGE SERVICE	34.90
MOSQUITO CONTROL	3.92
RECREATION SERVICE	2.50
LADHH SAFE WATER FEE	2.00

***NOTE: Jefferson Parish residents pay every other month (not monthly)**

Average Monthly Residential Service Bill (Water/Sewer/Garbage/Recycling/Mosquito Control/Recreation/LADHH Safe Water Fee) (Based upon Average Water Consumption of 6,200 Gallons/Month)					
Billing Category	2023 Charge	2024 Rate Increase	2024 Annual CPI Increase (3.0%)	2024 Total Increase	2024 Total Charges
Water Consumption	\$17.59	\$2.93	\$0.63	\$3.56	\$21.15
Water Service	\$2.46	-----	\$0.07	\$0.07	\$2.53
Sewerage Usage	\$18.35	\$3.63	\$0.66	\$4.29	\$22.64
Sewerage Service	\$1.62	-----	\$0.05	\$0.05	\$1.67
Garbage Service	\$19.88	\$5.32	-----	\$5.32	\$25.20
Recycling	-----	\$4.49 to \$7.47	-----	\$4.49 to \$7.47	\$4.49 to \$7.47
Mosquito Control	\$2.24	-----	\$0.07	\$0.07	\$2.31
Recreation Service	\$1.43	-----	\$0.04	\$0.04	\$1.47
LADHH Safe Water Fee	\$1.00	-----	-----	-----	\$1.00
Total	\$64.57	\$16.37 to \$19.35	\$1.52	\$17.89 to \$20.87	\$82.46 to \$85.44




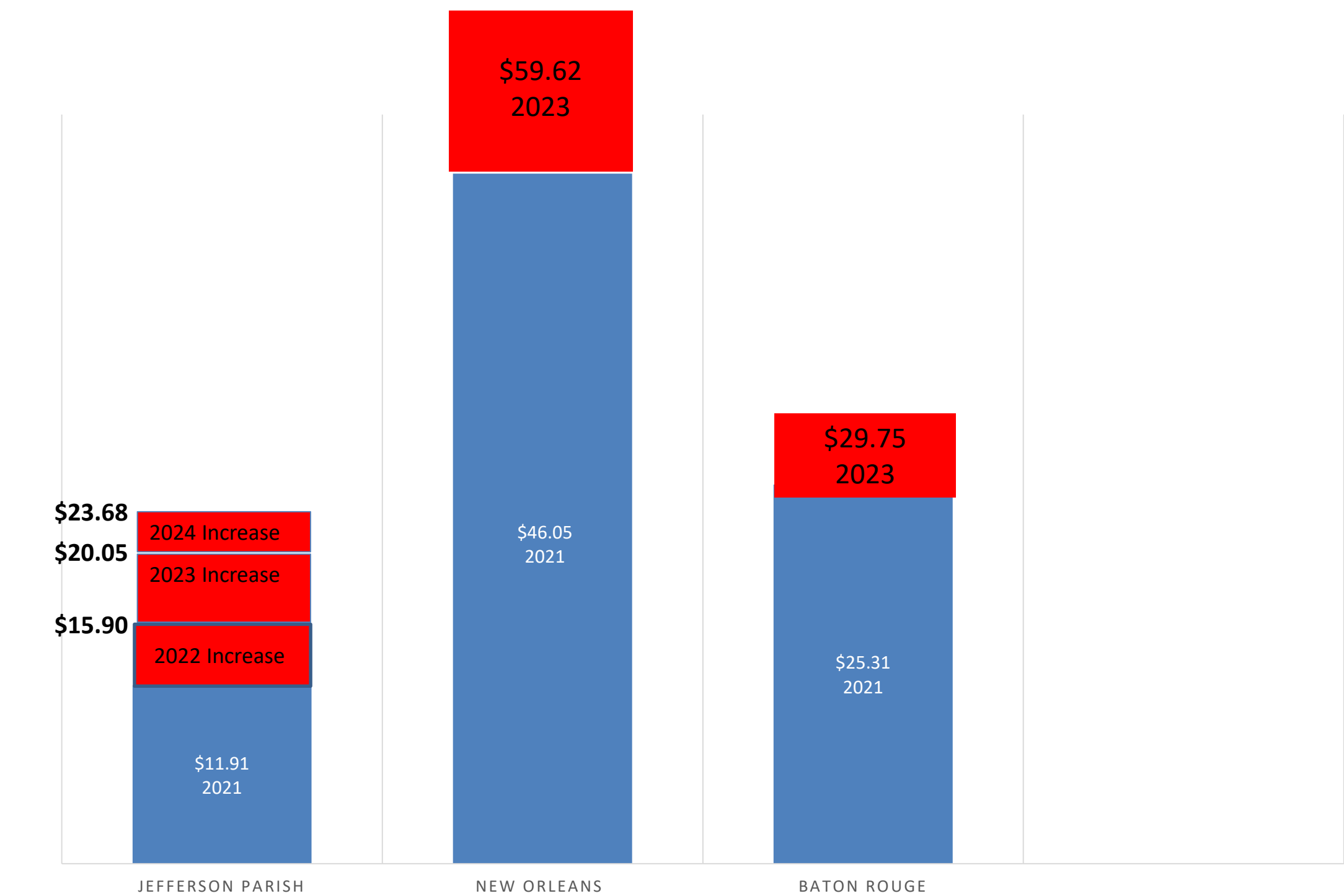
2024 Water Volume Consumption Increase Cost (Water - \$4.78 per 1,000 Gallons and Sewer - \$8.43 per 1,000 Gallons)					
Monthly Volume Consumption	6,200 Gallons	7,200 Gallons	8,200 Gallons	9,200 Gallons	10,200 Gallons
Water Consumption	\$21.15	\$25.93	\$30.71	\$35.49	\$40.27
Water Service	\$2.53	\$2.53	\$2.53	\$2.53	\$2.53
Sewerage Usage	\$22.64	\$31.07	\$39.50	\$47.93	\$56.36
Sewerage Service	\$1.67	\$1.67	\$1.67	\$1.67	\$1.67
Garbage Service	\$25.20	\$25.20	\$25.20	\$25.20	\$25.20
Recycling	\$4.49 to \$7.47	\$4.49 to \$7.47	\$4.49 to \$7.47	\$4.49 to \$7.47	\$4.49 to \$7.47
Mosquito Control	\$2.31	\$2.31	\$2.31	\$2.31	\$2.31
Recreation Service	\$1.47	\$1.47	\$1.47	\$1.47	\$1.47
LADHH Safe Water Fee	\$1.00	\$1.00	\$1.00	\$1.00	\$1.00
Total	\$82.46 to \$85.44	\$95.67 to \$98.65	\$108.88 to \$111.86	\$122.09 to \$125.07	\$135.30 to \$138.28

Minimum Usage Monthly Residential Service Bill (Water/Sewer/Garbage/Recycling/Mosquito Control/Recreation/LADHH Safe Water Fee) (Based upon Average Water Consumption of 3,000 Gallons/Month or Less)					
Billing Category	2023 Charge	2024 Rate Increase	2024 Annual CPI Increase	2024 Total Increase	2024 Total Charges
Water Consumption	\$5.66	\$0.94	\$0.20	\$1.14	\$6.80
Water Service	\$2.46	-----	\$0.07	\$0.07	\$2.53
Sewerage Usage	\$4.70	\$0.93	\$0.16	\$1.09	\$5.79
Sewerage Service	\$1.62	-----	\$0.05	\$0.05	\$1.67
Garbage Service	\$19.88	\$5.32	-----	\$5.32	\$25.20
Recycling	-----	\$4.49 to \$7.47	-----	\$4.49 to \$7.47	\$4.49 to \$7.47
Mosquito Control	\$2.24	-----	\$0.07	\$0.07	\$2.31
Recreation Service	\$1.43	-----	\$0.04	\$0.04	\$1.47
LADHH Safe Water Fee	\$1.00	-----	-----	-----	\$1.00
Total	\$38.99	\$11.68 to \$14.66	\$0.59	\$12.27 to \$15.25	\$51.26 to \$54.24



Water Rate Comparison


(Based on Average Jefferson Parish Customer Usage of 6,200 Gallons/Month)



Current Sewer Rate Comparison

Jefferson Parish vs. New Orleans & Baton Rouge

(Based on Average Jefferson Parish Customer Usage of 6,200 Gallons/Month)



Current Garbage / Recycling Rate Comparison

Jefferson Parish vs. New Orleans & Baton Rouge

(Based on Residential Monthly Charge)

Jefferson Parish - \$29.69 to \$32.67 (Includes **Twice** per Week Garbage / Once per Week Recycling Pickup)

Baton Rouge - \$35.23 (Includes **Twice** per Week Garbage / Once per Week Recycling Pickup)

New Orleans - \$24.00 (Includes **Once** per Week Garbage / Once per Week Recycling Pickup)